

# City of Boynton Beach

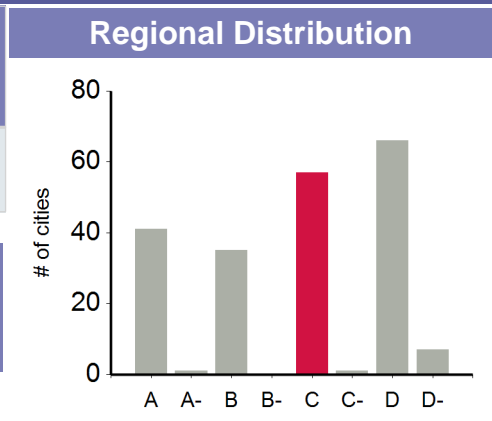
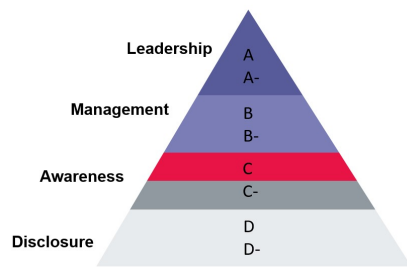
## CDP Cities 2019

This snapshot report presents the score that City of Boynton Beach received for its response to the 2019 questionnaire. CDP uses the scoring methodology to incentivize cities to measure and manage environmental impacts. This report can be used as a tool for gaining an overview of environmental performance and how the city's response can be improved in the future. Responses are scored by CDP and CDP's scoring partner ADEC, using the [2019 CDP Cities Scoring Methodology](#). Scores are private to cities although CDP will recognize and reward the highest scoring cities.

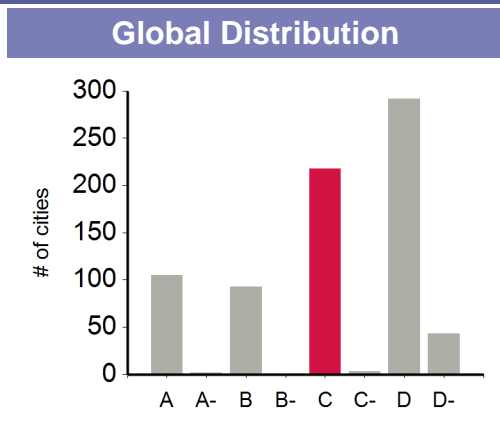
### Final overall scores

Final overall Score	Final overall Scoring band
<b>C</b>	<b>Awareness</b>

Scoring measures progress towards environmental stewardship



The bar chart above shows the count of scores achieved by cities in North America. The score for City of Boynton Beach is shown in red.



The bar chart above shows the count of scores achieved by cities globally. The score for City of Boynton Beach is shown in red.

### Adaptation and Mitigation Scores

CDP has broken down your response into two main themes: Adaptation and Mitigation to assess your city's climate action. Note, cities who do not receive an overall score in Leadership (A or A-) will not qualify for an A in their Adaptation or Mitigation score. For more information on which sections fall into each theme, please review the [Scoring methodology](#)

#### Adaptation

**C**



#### Mitigation

**C**



Cities preparing for, and adjusting proactively to, actual or expected impacts of climate change

Cities measuring and reducing emissions to enabling a move towards net zero

**C**

**North America Average score**

**C**

**C**




**Global Average score**

**D**

Find more about CDP Cities at <https://www.cdp.net/en/cities>

## Information reported\*

This panel indicates what information was provided by City of Boynton Beach in CDP's 2019 questionnaire which was used to determine your score. It also highlights some key points disclosed by cities globally and within your region.

Information disclosed by City of Boynton Beach		% North America	% Globally	
<b>Adaptation or Mitigation Commitment</b>	✓	85%	76%	 Your city is committed to the Global Covenant of Mayors for Climate & Energy
<b>City-wide GHG Emissions Inventory</b>	✓	77%	64%	
<b>Risk/Vulnerability Assessment</b>	✗	62%	60%	 Is your city considering setting emission reduction targets?
<b>City-wide Emissions Reduction Target</b>	✗	79%	63%	
<b>Renewable Energy Target</b>	✗	52%	39%	 Transparency: Your city disclosed publicly
<b>Energy Efficiency Target</b>	✗	29%	25%	
<b>Climate Adaptation Plan</b>	✗	44%	44%	
<b>Mitigation Plan</b>	✗	61%	49%	

## How to improve your city's score

### Next steps for your city

Adaptation	Mitigation
<p>Step 1: Consider analysing future changes in frequency and intensity of the climate hazards facing your city as well as the assets and services that will be affected by them.</p> <p>Step 2: Utilise a comprehensive risk assessment to develop an adaptation plan which will address climate hazards specific to your city.</p> <p>Step 3: Identify how your city will take actions/implement projects to reduce water supply risks to ensure a sustainable and clean supply of water for all.</p>	<p>Step 1: To ensure a thorough emissions inventory, try to include both direct and indirect emissions.</p> <p>Step 2: Begin to define achievable and ambitious emissions reduction goals and consider developing a renewable energy target.</p> <p>Step 3: Consider whether developing a low emissions zone may be a good option for your city in order to reduce congestion and improve air quality.</p>

[Click here](#) for a more detailed explanation of the score per band for each section of the questionnaire

## Resources

<b>Benchmark Against Your Peers</b> To see how your city compares to other cities, check out <a href="#">Cities Analytics</a>	<b>Explore Data</b> Explore all public information by accessing our <a href="#">Open Data Portal</a>	<b>Connecting to Finance</b> Showcase relevant projects through our <a href="#">Matchmaker Program</a>
<b>2019 City of Boynton Beach Response</b> Download your full <a href="#">2019 response</a>	<b>Understanding the Questionnaire</b> Read more on the topics highlighted here in the <a href="#">Cities Guidance</a>	<b>Learn and Progress</b> Request a score feedback call, e-mail: <a href="mailto:cities@cdp.net">cities@cdp.net</a>

Find more about CDP Cities at <https://www.cdp.net/en/cities>

\*The score allocated to the city reflects data disclosed on or before the 16th August. If the city has made amendments to their response since this date, then the changes will be reflected in the "Information reported" section of the snapshot report.